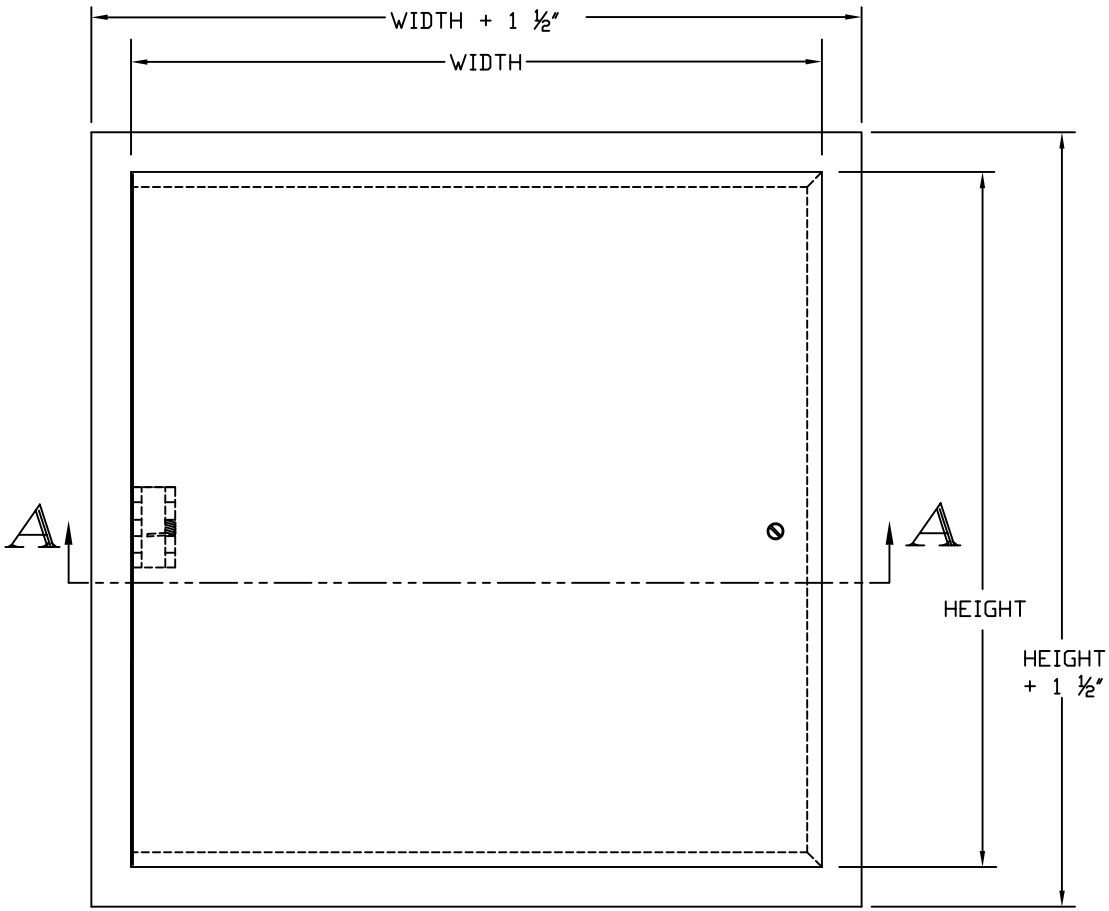

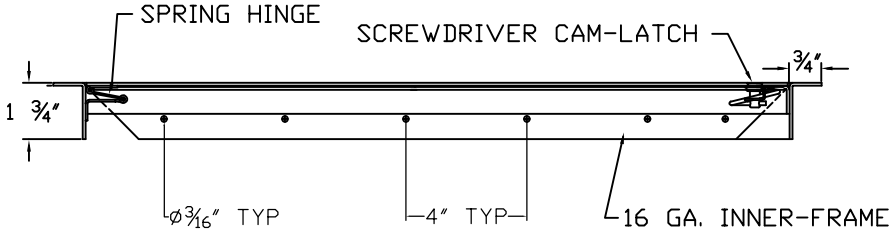

SECTION VEIW A–A

STANDARD SIZES & PART #'S

DOOR SIZE (W X H)	No. OF CAMS	No. OF HINGES	PRODUCT PART #'S							
			PAINTED STEEL				STAINLESS STEEL			
			CAM LATCH		1X CYL LOCK		CAM LATCH		1X CYL LOCK	
			W/O ANCHORS	W/ ANCHORS	W/O ANCHORS	W/ ANCHORS	W/O ANCHORS	W/ ANCHORS	W/O ANCHORS	W/ ANCHORS
6 X 6	1	1	3202008	3202208	3202108	3202308				
8 X 8	1	1	3202010	3202210	3202110	3202310	3202410	3202550	3202450	3202650
8 X 12	1	1	3202012	3202212	3202112	3202312				
10 X 10	1	1	3202013	3202213	3202113	3202313	3202412	3202552	3202452	3202652
12 X 12	1	1	3202014	3202214	3202114	3202314	3202414	3202554	3202454	3202654
12 X 16	1	2	3202016	3202216	3202116	3202316				
12 X 18	1	2	3202018	3202218	3202118	3202318				
12 X 24	2	2	3202019	3202219	3202119	3202319				
14 X 14	1	2	3202015	3202215	3202115	3202315				
16 X 16	1	2	3202020	3202220	3202120	3202320	3202420	3202560	3202460	3202660
16 X 20	1	2	3202022	3202222	3202122	3202322				
18 X 18	1	2	3202024	3202224	3202124	3202324	3202424	3202564	3202464	3202664
18 X 24	2	2	3202025		3202125					
20 X 20	2	2	3202027	3202227	3202127	3202327				
20 X 24	4*	2	3202026	3202226	3202126	3202326				
20 X 30	5*	3	3202028	3202228	3202128	3202328				
22 X 22	4*	2	3202029	3202229	3202129	3202329				
22 X 30	4*	3	3202031		3202131					
22 X 36	4*	3	3202033		3202133					
24 X 24	4*	2	3202030	3202230	3202130	3202330	3202430	3202570	3202470	3202670
24 X 30	5*	3	3202032	3202232	3202132	3202332				
24 X 36	5*	3	3202034	3202234	3202134	3202334				
24 X 48	5*	5	3202035		3202135					
30 X 30	5*	4	3202038	3202238	3202138	3202338				
36 X 36	5*	5	3202046	3202246	3202146	3202346				

* = One Cam Centered at Top and Bottom of Panel; Balance on Side Opposite Hinges

SPECIAL OPTIONS

SIZE: W= H=

FINISH: WHITE POWDER COAT

HINGE: CONCEALED SPRING HINGES

PIANO HINGE MUST BE USED WHEN HEIGHT > 48"

LATCH/LOCK: SCREWDRIVER CAM LATCH

GAUGE: 16 GA

ANCHORS: ☐ GASKET: ☐

NOTES:

$25 SPECIAL SET UP FEE UPON ORDER

STANDARD DOOR FEATURES AND NOTES

- 16 GA. C.R.S. ONE PIECE FRAME
- 16 GA. C.R.S. DOOR PANEL
- CONCEALED SPRING HINGE ALLOWING DOOR TO OPEN 175°
- EASY OPENING SCREWDRIVER CAM LATCH
- WHITE POWDER COATED STEEL
- ROUGH REQ. WALL OPENING = WIDTH + ¼" X HEIGHT + ¼"
- ANGLE IRON COVER SUPPORT USED WHEN SIZE > 36" X 36"
- WALL APPLICATION ONLY WHEN SIZE > 36" X 36"
- WELDED 2 PIECE FRAME WHEN SIZE > 48" X 48"

ORDER WILL NOT BE RELEASED FOR FABRICATION UNTIL SIGNED COPY IS RECEIVED.
VERIFICATION AND APPROVAL OF GENERAL ARRANGEMENT AND OVERALL DIMENSIONS OF THIS DOCUMENT ARE REQUIRED BEFORE THE ORDER IS ENTERED FOR MANUFACTURING.

APPROVAL SIGNITURE_____

TITLE HELD_____

DATE OF APPROVAL_____

THIS DRAWING IS THE PROPERTY OF MILCOR AND CONTAINS PROPRIETARY INFORMATION. NOT TO BE REPRODUCED OR REDISTRIBUTED WITHOUT MILCOR'S WRITTEN PRIOR CONSENT.

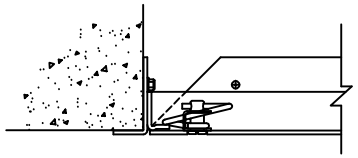

MASONRY OR TILE WALL INSTALLATION DETAIL

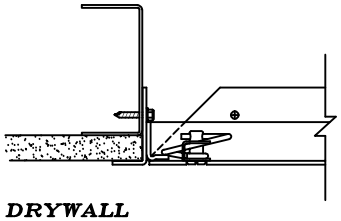

DRYWALL INSTALLATION DETAIL

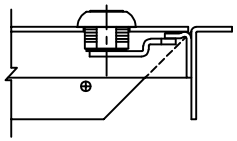

CYLINDER LOCK (NOT STANDARD)

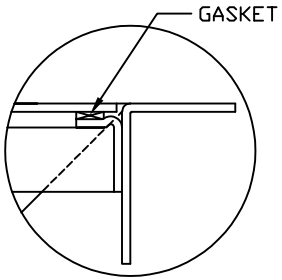

GASKET DETAIL (NOT STANDARD)

MILCOR®
5030 Corporate Exchange Blvd. SE, Grand Rapids, MI 49512
PH.: 800-624-8642 FAX: 855-549-2674 www.milcorinc.com

STANDARD FLUSH DOOR for DRYWALL, MASONRY or TILE WALLS

M ACCESS DOOR

JOB NAME:

REP NAME:

☐ STANDARD ACCESS DOOR PART #:

☐ SPECIAL ACCESS DOOR (FILL OUT SPECIAL OPTIONS)

QUANTITY:

SELECT STD. OR SPEC.